

How to Use Flipster


On Desktop

Go to <http://search.ebscohost.com/login.aspx?authtype=ip.cpid&custid=sols135&profile=eon>, From here you can see a list of top magazines and latest issues. On the left you can select and browse by category, or use the search in the top right.

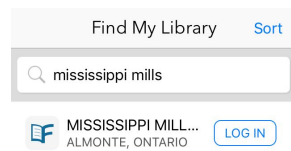
Clicking on the image for a magazine will open a new tab where you can read the magazine. Close the tab to go back to the magazine catalogue.

On Mobile (Android or iOS)

Download the *Flipster - Digital Magazines* app for your [Android](#) or [Apple iOS](#) device.

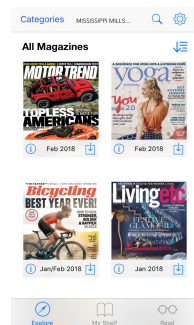


Once installed, launch the app. Upon first run you'll be greeted with the welcome screen. Tap the get started button.



This will bring up the find my library search. Search for mississippi mills and tap on login for the result for Mississippi Mills Public Library Almonte, Ontario.

You'll be greeted with a login page asking for Patron ID. Enter your library card number in the text field under Patron ID, then tap login.



You should now be successfully logged in to the app. Where you can search, browse and download available magazines.

Tapping on a magazine will take you to a download page for the latest issue. Scrolling down the page will reveal previous issues of that magazine.

You can view and remove downloaded magazines from the my shelf tab at the bottom of the screen.

The read tab takes you to where you last left off in the most recent magazine you were reading if it is still downloaded.

To go back to searching and browsing magazines, tap on the explore tab at the bottom of the screen.

When reading a magazine swipe left or right to flip through pages forward and backwards.

